

THE POLITICAL SPECTRUM

The background of the entire image is a solid, vibrant red. In the lower half, there is a dense crowd of people shown in silhouette. Many of these individuals are holding up flags of various colors (some appear to be black, some red, some blue) and raising their fists in a gesture of protest or solidarity. The overall atmosphere is one of a large-scale political demonstration or rally.

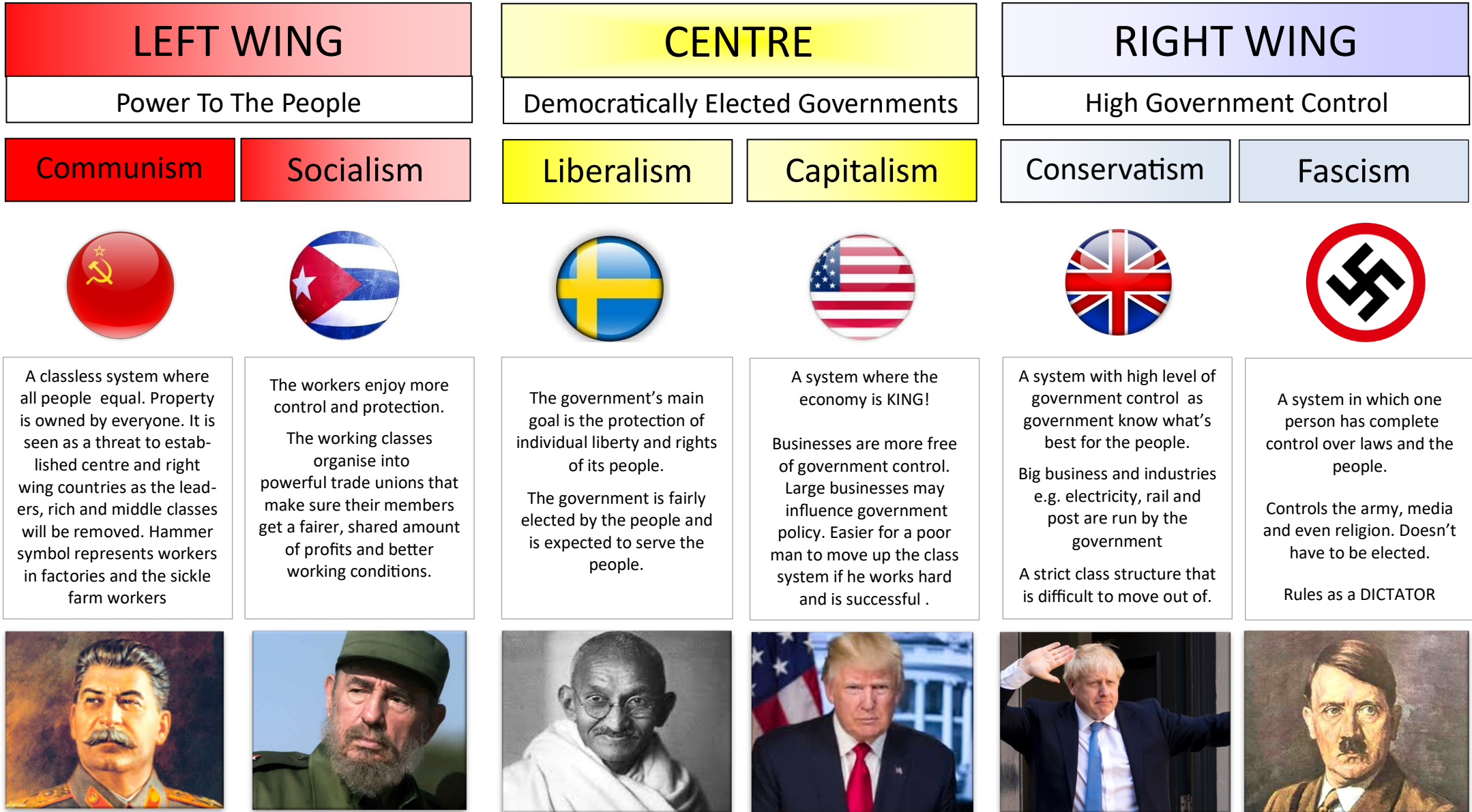
www.icHistory.com

Understanding The Political Spectrum

Ordered

Discover: 6 ideologies exist within the political spectrum **Explore :** the nature of these ideologies **Skill :** organisation and classification.

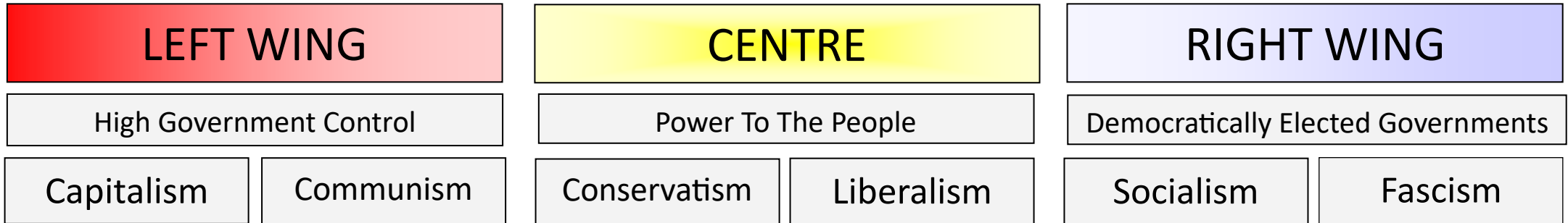
The term right-wing and left-wing is said to have its origins in the French Revolution of 1789. This revolution saw the overthrow of the existing right-wing monarchy. In the French chamber building the conservatives (the people who wanted to keep the rule of the king) sat to the RIGHT of the speaker whilst the radicals (those who wanted change and handing of power to the people) sat on the LEFT side.



Understanding The Political Spectrum

Discover: 6 ideologies exist within the political spectrum **Explore :** the nature of these ideologies **Skill :** organisation and classification.

The term right-wing and left-wing is said to have its origins in the French Revolution of 1789. This revolution saw the overthrow of the existing right-wing monarchy. In the French chamber building the conservatives (the people who wanted to keep the rule of the king) sat to the RIGHT of the speaker whilst the radicals (those who wanted change and handing of power to the people) sat on the LEFT side.



The government's main goal is the protection of individual liberty and rights of its people.

The government is fairly elected by the people and is expected to serve the people.

A system with high level of government control as government know what's best for the people.

Big business and industries e.g. electricity, rail and post are run by the government

A strict class structure that is difficult to move out of.

A system in which one person has complete control over laws and the people.

Controls the army, media and even religion. Doesn't have to be elected.

Rules as a DICTATOR



A system where the economy is KING!

Businesses are more free of government control. Large businesses may influence government policy. Easier for a poor man to move up the class system if he works hard and is successful .

The workers enjoy more control and protection.


The working classes organise into powerful trade unions that make sure their members get a fairer, shared amount of profits and better working conditions.

A classless system where all people equal. Property is owned by everyone. It is seen as a threat to established centre and right wing countries as the leaders, rich and middle classes will be removed. Hammer symbol represents workers in factories and the sickle farm workers



Understanding The Political Spectrum

Option: write up a summary

 **Mission:** to complete the political ideology table. (note most countries have elements of several ideologies within them)

LEFT WING

CENTRE

RIGHT WING

--	--

--	--

--	--

--	--

--	--

--	--




--	--

--	--

--	--

Understanding The Political Spectrum









Option: cut and stick jumbled

 **Discover:** 6 ideologies exist within the political spectrum **Explore :** the nature of these ideologies **Skill :** organisation and classification.

The term right-wing and left-wing is said to have its origins in the French Revolution of 1789. This revolution saw the overthrow of the existing right-wing monarchy. In the French chamber building the conservatives (the people who wanted to keep the rule of the king) sat to the RIGHT of the speaker whilst the radicals (those who wanted change and handing of power to the people) sat on the LEFT side.

You Have Two Cows !

Review: the work covered on political ideologies **Explore:** how you feel about these ideologies **Skill:** knowledge / understanding .
Why?: these ideologies are used often and in many forums; books, films, newspapers and social media. It's good to understand them.

<p>You have 2 cows ... you sell one, buy a bull and mate it with the cow.</p> <p>You breed a herd of cows and sell the milk. Then you buy both your neighbour's cows.</p> 	<p>You have 2 cows ... you put your cows in a barn with your neighbour's cows. You and your neighbour milk the together cows and share the milk with everyone.</p> 	<p>You have 2 cows ... the government takes both your cows and makes you work in factory building bombs.</p> <p>When you go home the government sells you the milk from your cows at a high price.</p> 
<p>You have 2 cows. you and your neighbour join forces and milk your cows together.</p> <p>You sell the milk to the government for a fair profit.</p> 	<p>You have 2 cows ... A nice man from the government comes over and helps you milk your cows and asks you how you are feeling.</p> 	<p>You have 2 cows ... the government takes one of your cows and then makes you pay tax on the milk you take from your remaining cow</p> 
<p>You have 2 cows ... you put your cows in a barn with your neighbour's cows and share the milk. Then a man takes over the government, takes your cows and sells you just a little sour milk from his new cows. He keeps the rest of the milk for himself.</p> 	<p>Anarchism : You have two cows ...</p> 	<p>1: Using what you have learned about the political spectrum, Add one of the following political ideologies to the description. Communism, Socialism, Liberalism, Capitalism, Conservatism, Fascism, Corrupted Communism.</p> <p>2 - Write your own 'two cows example' for anarchism or you may prefer to draw a diagram.</p> <p>3 - Consider which of the ideology YOU think is the best.</p> <p>4 - Could you place your school into on of these ideologies?</p>

Activity: Shrinking Map Debate

Preparation:

Print / laminate the 6 ideologies on the following pages. (Probably best not to include anarchism!)
Select 6 'Captains' one for each ideology. They should prepare to defend their ideology for the following lesson and prepare to attack the other ideologies ...

The Debate ... suggestions only.

Round 1: Captains launch their initial pitch / main reason to promote their ideology = **1 minute**.

After round 1, remaining students can choose to join any ideology OR wait until round 2.

Round 2 : A second short pitch to promote their ideology = **45 seconds**.

All student must now choose an ideology and are now active in the debate.

Round 3: A chance to attack another ideology = **45 seconds**.

Round 4: Question / response from one ideology to another.

After allowing students to move—eliminate the ideology with the lowest number of students.

The broken team must join other ideologies.

Round 5: Open round (6 way debate)

After allowing students to move—eliminate the ideology with the lowest number of students.

Continue as you see fit - add more rounds - reduce to two teams?

Notes: allow a couple of minutes preparation between each round and encourage students to move:

Students can change multiple times but captains must stay .


Communism

- Power to the people
- All men are equal
- Sharing is caring
- No rich or poor



Socialism

- Power to the workers
- Trade Union protection
- Profits shared
- Workers' rights



Liberalism

- Democracy = fair vote
- Government is for you!
- Individual rights
- Free speech



Capitalism

- Low taxes for business
- Economy is king
- Businesses free from government control
- Work hard = move up



Conservatism

- Strong central government
- Government controls businesses
- Smart people run the show
- Protect ruling classes



Fascism

- Autocratic (Dictator)
- Nationalistic.
- Strong leadership.
- 'Trains run on time'.



Anarchism

- Bring down institutions
 - No one way to rule
 - Do what you want






Political Ideologies.

Battle Royale ...

BATTLE ROYALE: political ideologies.

 **Aim:** to explain, understand, discuss and evaluate 6 political ideologies.

Activity set up and guidance suggestions only, adapt to suit your teaching and learning style.

Basic Version

- sort the students into 6 teams and assign each one of 6 political ideologies. You will also need a team of 4-6 'Judges'
- there is an option to use the 'blind pick' option for this - notes below.
- explain that the activity consists of 10 rounds as shown on the following material. You may wish to reduce / skip some of the rounds.
- allow students time (1-2 lessons plus homework) to prepare for the activity.

Braver Version

- print and cut the role cards that follow - (you may need to print extra conscripts).
- all students blind pick one of the four roles; Captain, Reinforcement, Conscript, Judge.
- then ... Captains + their Reinforcement draw one of the six power cards. The team with the PRIME card (if used) selects 1 or 2 Conscripts.
- then ... the rest of the Conscripts are assigned to a team.

Eliminations

-there is an **option** to run anonymous elimination votes. This adds a sense of competition / drama. It also allows for teams that are not well prepared to be removed from the activity. Note, 'Mercy Card' can be used to save well prepared teams.

Notes: some good research links here ...

Communism = [Click Here](#)

Socialism = [Click Here](#)

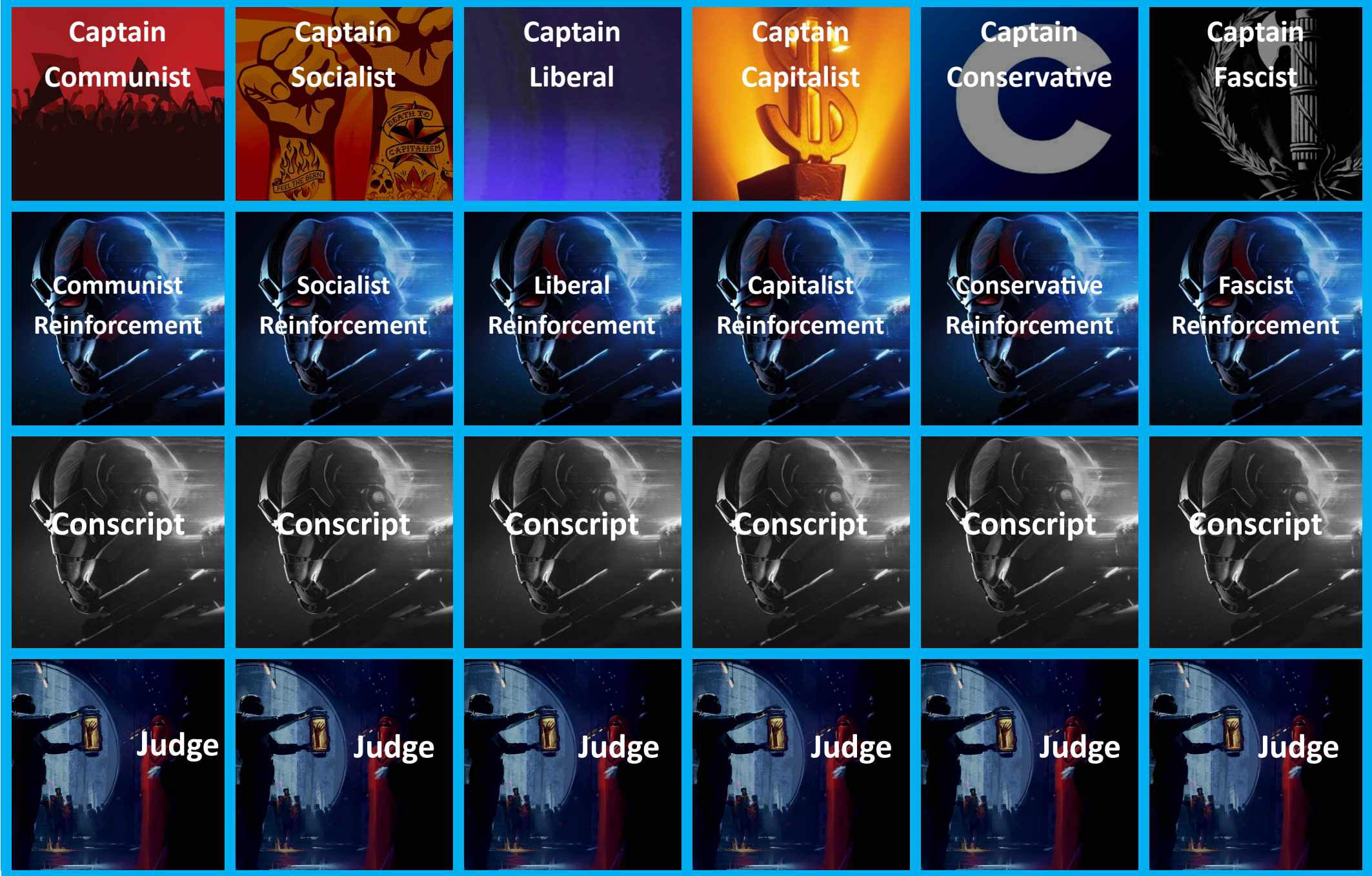
Liberalism = [Click Here](#)

Capitalism = [Click Here](#)

Conservatism= [Click Here](#)

Fascism= [Click Here](#)

Blind pick roles option: cut out draw out from box / bag.



Jobs for the Judges: suggestions ...

Task 1

Choose a Chief Justice

This person will have the final say on the Mercy Card and ensure the judges are prepared for the question round. The Chief Justice will also announce the 1st, 2nd and 3rd placings at the end of the activity.

Task 2

Choose a Timekeeper

This person's role is keep any eye on timed rounds and notify when time is up!

Task 3

Choose a Chairperson.

This person's role is to help keep track of the activity. Which round? Which team is next? ... etc.

Task 4

Choose a 'bagman' if using the elimination option.

Their role is to take in, count and announce the vote totals.

Task 5

Consider any possible improvements to the activity.

Task 6

Create a list of sensible questions for the Judges Q and A / Round 5. These questions should be fair, balanced and of an equal number E.g. 3 for each ideology?



1. "Hello"

Round 1 = 45 Second Starter

A quick introduction to your team + ideology.

Dazzle, entertain, bribe ... THE JUDGES!
Have a prop / costume / sign?

2. Show + Tell

Round 2 = Get Visual (45 seconds)

Select an image or make
a simple poster board to help **explain**
the basics of your ideology.

3. Main Points

Round 3 = The Best Around 1 Minute

Give the key reasons why your
ideology is **the best** and
explain your reasons.

4. Case Study

Round 4 = Where in the World? 1 Minute

Give an example of a time / place
where your ideology has been used to
run a successful society.

5. Judges Q + A

Round 5 = Know Thyself

The JUDGES will have
prepared questions about
your ideology.

6. Roast

Round 6 = Challenge (45 seconds)

Attack one or more of the other
ideologies .

7. Debate

Round 7 = "All in Rumble"

An open free flow debate...
Question, challenge, persuade, rebut.

Listen to opposing teams,
PAUSE and reflect before answering

Potential Elimination Vote Here

8. "Evidence"

Round 8 = "Quote"

Find and read a quote from a reliable
person, historian, book or website that
supports your ideology.
Don't forget to say where (provenance)
you found your source.

Potential Elimination Vote Here

9. Free Play

Round 9 = Get Creative (45 seconds)

Free choice in this round - anything
to support your argument.

Potential Elimination Vote Here

10. Conclude

Round 10 = Closing statement 45 Secs

A powerful wrap up to show
why your ideology is the most worthy.


A final 'anecdote' - short story - about
it?

Other Idea?

Can you come up with an improved
round idea?


Power Card Option: use to spice up the activity

+ **Prime**




Take the pick of 1-2 fine conscripts.

+ **Immunity**




Protection from vote elimination.

+ **Time Jump**




Skip a round of choice (not judge questions) + get full points.

+ **Boost**




Double your points for the round you play this card.

+ **Damage**




Eliminate another team's points for the round you play this card.

+ **Blitz**




Reduce two points from every other team for the round played.

★ **Mercy**



Judge Card Only
Choice to save an eliminated team.

★ **Mercy**



Teacher Card Only
Choice to save an eliminated team.

Aim 3 = Create a utopia, kind, caring equal society

Aim 2 = Bring down the Capitalist, Conservatives + Fascists

Aim 1 = A classless society (no rich and no poor)

ALL POWER TO THE PEOPLE

The Communists



Aim 3 = workers are strongly represented in government

Aim 2 = workers share profits and have good work conditions

Aim 1 = ensure the workers join together into Trade Unions

WORKERS OF THE WORLD UNITE

The Socialists



Aim 3 = freedom of speech and laws to protect the individual

Aim 2 = government provided free education, hospitals, services

Aim 1 = the government is democratically + fairly elected

GOVERNMENT BY THE PEOPLE FOR THE PEOPLE

The Liberals



Aim 3 = destroy the trade unions / socialists

Aim 2 = create an "I can do it" attitude in society

Aim 1 = low taxes for the rich / big businesses

MONEY MAKES THE WORLD GO ROUND

The Capitalists



Aim 3 = government decides what is best for it's people

Aim 2 = government control of big business + industry

Aim 1 = ensure the 'smart' people govern the less smart

KEEP RICH RICH - MIDDLE MIDDLE - POOR POOR

The Conservatives



Aim 3 = to remove any and ALL things that weaken your society

Aim 2 = to promote a love for one's country = nationalism

Aim 1 = to build a strong nation in the image of its strong leader

TO ELIMINATE ALL FORMS OF OPPOSITION

The Fascists



Aim 3 = to get some chocolate ?

Aim 2 = to make decisions objectively (without bias)

Aim 1 = keep the activity running smoothly

TO JUDGE AND REFEREE THE ACTIVITY

The Judges



ICHISTORY RESOURCE...

Have you
SUBSCRIBED YET?

WWW.ICHISTORY.COM

EMAIL PHIL@ICHISTORY.COM